

NEWS FOR FARRIERS



TIME TO STOCK UP ON HOOFCARE SUPPLIES FOR SPRING

Spring is here! This is a good time to start thinking about your Spring Hoofcare needs, including treatments for thrush and other hoof ailments.

FootPro CS PLUS Hoof Treatment

The FootPro CS PLUS Hoof Treatment is a clay based hoof treatment with copper sulfate, iodine, venice turpentine and tea tree oil. The product is used to treat hoof separations or surface pockets in the sole and frog where bacteria may be present. Packed in a convenient 10 oz. container, the material is easily spread and leaves no stain on your fingers.



Plexus CS Gel

Plexus CS Gel has been developed by Austin Edens to help treat white line and other bacterial/fungal issues in the horse's foot. The gel formula contains copper sulfate and vinegar in a ratio that makes it an effective treatment and preventative product.

Allen's Blue Powder Thrush Treatment

Allen's Blue Powder is a medicated thrush preventative, developed by farrier Todd Allen. The active ingredient is copper sulfate and the powder is sprinkled on the frog and sole area of the foot as a preventative measure. Also used as a treatment for thrush.




FEATURED PRODUCTS


Find an FPD Dealer Near You at Farrierproducts.com/locations

Save Edge Rasps - Elevating Rasp Standards


Cutting-edge technology allows us to pioneer advancements in the manufacturing of hoof rasps - right here in the USA.




Original 14" Rasp



Dark Horse 14" Rasp



White Horse 14" Rasp



Beast 14" & 17" Rasp




Photo Finish 14" Rasp



Original Rasp Handles

Hoofjack Table

The aluminum Hoofjack Table is 12"x12" and fits in a Hoofjack base. The table is designed to keep items like Vettec and other hoof repair or glue-on products off the floor, and within reach when working under the horse. This product is useful for farriers and vets.



Dave Farley Demonstrates Modifications Using the Kerckhaert SX-10



Dave Farley, CF APF-I visited the FootPro Shop and did a variety of shoe modifications using the Kerckhaert SX-10 unclipped shoes. The SX-10 is a 3/8" thick shoe that allows you to do various modifications without sacrificing the strength of the shoe.



Heel Clean Out Modification

The heel clean out modification is used to promote the sole to naturally clean out or unload the material that collects or packs into the foot and sometimes snowballs. Open the heels by hammering the inside of each heel, or grinding bevels on each heel. Taper the material from the ground side of the shoe. This shoe modification helps the foot to clean, especially if the horse is working at higher speeds.



Onion Modification

The onion modification is done by forging and displacing steel, widening the material to cover or protect an area of the sole, especially at the seat of corn at the juncture of the bar and hoof wall. There are many ways to accomplish this modification. This demonstration was done by placing the shoe on the horn and simply hammering the SX-10 material inward to cover the area of the corn. This forging exercise can be forged on any area of the shoe where the foot is compromised by a puncture, bruise or being cut too short.



Double Lateral Heel Modification

The double lateral heel modification is done similar to a trailer but we take almost an inch or more of material to forge a longer trailer, forging it more outward or more laterally. Then, using the horn, hammer it back into the heel area of the shoe. This provides more lateral support without as much length as a trailer. It can be forged wider by hammering from the hoof side of the shoe outward. This modification is used for horses with run under bilateral heels or contracted run under heels. For example, the type of hoof conformation that loses traction or support on tight fast turns.



Rolled Toe Modification

The rolled toe modification is a very simple one. It requires forging the toe of the shoe approximately from the center or middle of the branch from the second nail hole outward to the second nail hole of the opposite branch. This forging of the toe area will widen the width of the branch as it thins the material the direction it's being hammered. This thinning and widening of the toe encourages the foot to break over easier and sometimes faster. This modification is helpful to take stress off the soft tissues in that limb at the break over of the foot. If you have a horse that naturally breaks over either laterally or medially, you can adjust the roll to allow that breakover in that direction.

Lateral Support Modification

The lateral support modification is made by forging the steel at the heel of the shoe from the hoof side. Placing the ground side of the shoe on the edge of the anvil and holding the hammer at approximately 45 degrees, hammer the material outward. This will widen the branch or heel area. This modification is forged to help support a contracted or run under heel. It is very commonly helpful on hind feet but can also be used for fronts.

Trailer Modification

A trailer modification is made by turning the end of the branch of the shoe to line up with the diagonal toe of the shoe. It can be medial or lateral but most often is used laterally. The trailer modification should extend farther back and outward to alter the landing of the foot. This modification, if used laterally, will widen a horse's landing. Useful for a horse that rope walks. ■



You can find videos of these modifications on the FPD YouTube channel at tinyurl.com/SX10Modifications.



This article is provided by Farrier Product Distribution. You can find other informative articles at www.farrierproducts.com/natural-angle.